


BOOST PRO


General: Boost Pro is the addition to the Boost series adding to the simplicity and the subtle clean look of concrete and in keeping with just the right balance of earthy tones. This collection completes the minimalism of industrial style BOOST and adds to the centerpiece of your environment with a strong identity.

Applications: All commercial and residential applications for both floor and wall. Create various edge detailing & laminations for steps, pool surrounds / copings, as well as custom internal & external designs.


IVORY




CREAM




CLAY



TAUPE



TOBACCO



Origin: Italy

Availability: Matte

1200 x 2400 x 9mm	1200 x 1200 x 9mm	750 x 1500 x 9mm
600 x 1200 x 9mm	600 x 600 x 9mm	750 x 750 x 9mm
1600 x 1600 x 6mm	300 x 600 x 9mm	375 x 750 x 9.5mm

6mm Slabs Matte
1200 x 2780 x 6mm*
1600 x 3200 x 6mm

Special Porcelain Decor Slabs
Paint, Leaves & Grove
1200 x 2780 x 6mm

Grip
1200 x 1200 x 9mm

Paver Grip in 20mm
600 x 1200 x 20mm

1200 x 1200 x 20mm
600 x 600 x 20mm

900 x 900 x 20mm

Wall Tiles in Ceramic
Plain - 400 x 800 x 8.5mm
3 D Urban - 400 x 800 x 10mm

Type: Full colour body

Appearance: Concrete

Production: Pressed & Rectified porcelain

Technical: Fire and Frost Resistant
Chemical and Stain Resistant
Water porosity – less than 0.05%
Scratch resistant

Slip Resistance: Matte 9mm : P3

* Matte 6mm : Special production can be produced to meet P3 requirements for these slabs

Grip 9mm : P5

Paver Grip 20mm : P5