


CSA XL - AS 6mm & 9mm Slabs - Stone look




General: Detailed STONE effect porcelains decorate spaces with natural simplicity. With extraordinary creative potential, the large formats acquire even more earthy, expressive strength - with a totally natural touch.

Applications: From wall and floor coverings to furnishing elements, including bathroom vanities or kitchen bench tops, retail counters and table tops. Suitable for residential and commercial environments, with both indoor and outdoor applications.

Boost Stone Colours:




Boost Mix Colours:



Lims Colours:



Clauzetto White
Cardoso Elegant



Boost Mix - Pearl



Boost Stone - Taupe & Clay



Origin:	Italy	
Colours:	Boost Stone Clay	278
	Boost Stone Cream	278
	Boost Stone Grey	278
	Boost Stone Ivory	278
	Boost Stone Pearl	278
	Boost Stone Tobacco	278
	Boost Stone Taupe	278
	Boost Stone Smoke	278
	Boost Stone White	278
	Boost Mix Ivory	278
	Boost Mix Smoke	278
	Boost Mix Pearl	278
	Lims Ivory	278
	Lims Beige	278
	Lims Grey	278
	Lims Desert	278
	Clauzetto White	240
	Cardoso Elegant	240
Finish:	Matt	
Size & Thickness:	240 = 1200 x 2400 x 9mm	278 = 1200 x 2780 x 6mm
Type:	Full coloured body porcelain with rectified & non-rectified edges	
Production:	Unique & Specialized machinery for technical porcelain slab production	
Technical:	Water Absorption less than 0.01% Frost Resistance - Frost Proof Stain Resistant (Class 5) Chemical & Acid Resistant - Class A' Scratch Resistant - MOHS 6 Fire Retardant - 'Class A1' Zero - VOCs, PVC, Formaldehyde or Allergens Breaking Strength - 6mm 102 Kg/cm 9mm 153 Kg/cm	
Slip Resistance:	Matt R9 (DIN51130) & BPN P3	